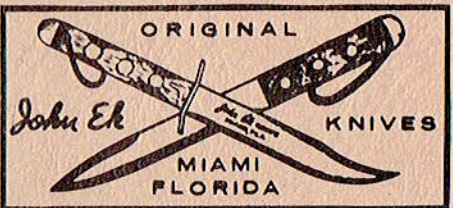


YOUR SILENT PARTNER



JOHN EK COMMANDO KNIVES

3214 N. W. 54th Street

Miami, Florida 33142, U. S. A.

This Handbook is the property of:

"The Finest Authentic Combat Fighting Knives in the World"

"All Rights Reserved"

"Guaranteed by its Name"

Acknowledgment

This is to express appreciation and gratitude to:

The Military Service Publishing Company, Harrisburg, Pennsylvania, Copyright owners of Major Rex Applegate's book, Kill or Get Killed, who graciously gave permission to use extensive quotations.

Special thanks to Robert Ek, Sr., who manufactured guns for: Winchester during World War I and High Standard during World War II, until 1953. His skilled knowledge led to the development of helping produce the finest Hand-Made Combat Knives in the World.

A Special note of thanks to:

Robert Blanchette for his grinding knowledge,
John Holland for his leather hand crafting,
Antonio Da' Cruz for his art work and
Paul E. Darby for photography.

This Handbook is dedicated to our Dad, Robert Ek, Sr., and the Fighting Men of the United States Armed Forces.

YOUR SILENT PARTNER

A HANDBOOK ON KNIFE FIGHTING

By

John Ek
Robert Ek

—◆—
JOHN EK
REGISTERED COMMANDO KNIVES
were manufactured by permission of
THE WAR PRODUCTION BOARD
DURING WORLD WAR II

ONE DOLLAR

Neither author, manufacturer, nor dealer accept or assume any responsibility or liability for injuries resulting from the use of the instructions contained in this handbook.

ALL DESIGNS PROTECTED.

DEVELOPED AND MANUFACTURED BY:

"EK" BROTHERS
3214 N. W. 54th STREET
MIAMI, FLORIDA 33142
U.S.A.

Introduction

This handbook has been prepared for and only for you men in the armed services. The information relating to the technique of knife fighting has been included at the request of my friends now in the war zones. Although this handbook is small, it is my sincere hope that it may be of some use to you who are carrying the load in this war. If it teaches you but one small thing which will help save your life, the efforts we have expended in its preparation will certainly have been more than justified.

John and Robert Ek

Pages 3, through 9 are reprinted from "Your Silent Partner", of August 1944.

19th Printing

Now, 25 years after the first "Commando Knife", we manufactured in Hamden, Connecticut, John Ek and his brother Robert Ek, partners of the Seminole Gun Shop of Miami, Florida, once again have started manufacturing "Commando and Combat Knives" for the Special Armed Forces.

With new ideas in knife and sheath design and purpose, with the same tested and proven ideas of 1941, to hire only the handicapped, to make these knives and sheaths. Once again the top quality John Ek Fighting Knives are available in Limited Quantity.

John Ek has been a member of the American Ordinance Association of Washington, D. C. since 1944.

Knife Fighting Technique

The knife, as we know, is probably the oldest of all protective weapons with the exception of the rock and club of the cave men of prehistoric times. Early knives were crude affairs fashioned from the stones of the earth. As man's intelligence increased, the Stone Age knives were replaced with the basic knives of the Bronze and Iron Ages. Today with modern steel processing the knife has been developed to the point of perfection. It is now a precision made instrument designed for a specific use.

Utility and fighting knives for the services must have all the good qualities of the common hunting knife and the bayonet. These knives must be extremely sharp yet be able to resist the shock of combat fighting without breaking. To accomplish this I have selected cold rolled steel, which, in its original state, is very flexible. By a process known as carburization it is possible to harden the outer surface of this metal to a glass hardness, yet leave the inside with some of the original qualities of the untreated steel. By doing this one can see that a rigid, keen blade may be produced which will resist breakage to a very high degree.

In addition to the blade, consideration must be given the other components of the knife. For one, the handle must be made of material which will resist checking. I have selected Rock Maple and have been unable to find anything which will surpass it. Of equal importance is the manner in which the handle is fastened to the blade. I have been successful in this score by using a non-rusting metal rivet which is fused to the blade and handle. The final part of knife fighting equipment is the specially

treated sheath which I have designed for split-second withdrawals.

With all these qualities molded together into a scientifically balanced knife there is but one thing more and that is how to use your knife. From Major Rex Applegate's book, *Kill or Get Killed* I quote the following material which I sincerely believe will be of great value to you men who will *HAVE* to use your knives when the time comes.

"As the knife is ideal for close quarter work, in the majority of cases in which it is used, the victim will not see it coming until it is too late. It will usually be used in total or semi-darkness. Thus proper knife technique begins at close quarters when the blade has been drawn for killing. It may be used because it is noiseless and silence is desirable, or it may be used when ammunition for firearms is gone. In any event, the proper approach in close combat utilizes if possible the element of surprise. Carry the knife in the right hand and a handful of dirt in the left. Throw the dirt in the opponent's eyes and stick him in the stomach. Such tactics are certainly not orthodox, but anything to disturb your opponent's mental and physical balance, distract his attention, or confuse his vision, is certainly applicable when he can see the blade coming."

"There are definite psychological considerations in regard to knife fighting which pertain to both the user and the enemy. In the first place, unless the knife is considered a personal weapon by the individual, such as is common in the case of certain racial groups, the untrained user will have a noticeable aversion to thinking of the knife as a weapon to use in combat. This is especially true of the ordinary American soldier who would much rather use his fists in close combat fighting than a knife, be-

cause generally speaking the knife is a little used weapon in civilian life. This affords a very good reason why it is important to train our personnel in using a knife.

This psychological barrier must be overcome and the soldier must achieve skill in handling the knife as a weapon. The average American doughboy when shown a fighting knife for the first time, will have an aversion to its use as a killing implement. This same feeling is apparent in preliminary stages of bayonet training. However, once that infantry man has run the bayonet course and has used the bayonet on dummies, the killing instinct becomes aroused to the point where he has confidence in the weapon and is not adverse to using it. The same thing applies to knife training and the same result will be obtained if individuals are taught to use the knife properly and dummies which can be slashed and cut are used in the course of instruction.

An excellent example of the psychological effect of the knife on enemy troops occurred during the early days of the Lybian campaign against the Italians. Native troops on the allied side were particularly skilled in the use of the knife. They were also excellent stalkers. It was the practice along a certain sector for these natives to slip out into the desert and crawl into the ranks of the sleeping Italians where the knife was used to slit the throat of one of the group only. Upon awakening, the other soldiers seeing a dead comrade with his throat slit would be extremely shaken. This contributed to a general lowering of Italian morale, and in the long run contributed a great deal to their surrender.

To the untrained man, the appearance of a knife in the hands of an enemy causes panic. This is heightened by the use of a bright, flashing blade in

place of a blade of blued steel. There is a definite advantage to the attacker who uses a bright blade instead of a darkened one. The knife with the darkened or blued blade is in reality not much advantage because in a very short time, due to sharpening, wear in the sheath and other places, the blueing wears off, leaving it bright."

Applegate says the proper method of attack in the open, where the opponent can see you is to "attack from a crouch with the left hand forward and the knife held with the handle across the palm of the right, close to the body. The left hand will act as a guard and a foil or parry, which will help in getting the opening for the slash or thrust. The left hand may also be used to distract his attention by waving it in his face, or by making sudden darting motions toward him." "When the man is in the crouch with his left hand forward to parry, he is in a position of extreme mobility, because his knees are flexed and he is in perfect balance. In the crouch he is also protecting his vital mid-section and throat area from possible vital thrusts by his opponent who might likewise be armed with a knife. He is also in a position where he can possibly foil the usual knife defenses, if this opponent is unarmed, such as a chair, a club, or any other object which may be used to strike or to throw.

A man when attacked from the front with a blade has two spots which you instinctively protect. They are the throat and the stomach, or the abdominal section. Perhaps the reason that he instinctively protects these two areas is that they are easy to reach, but in any event, the psychological effect of a knife wound in these areas, regardless of whether it is serious or not, is so great that the victim is usually momentarily mentally incapacitated. The throat area is

susceptible from either the thrust or the slash, the thrust being most effective when driven into the hollow at the base of the throat just below the Adam's apple. A thrust there into the jugular vein or slash on either side of the neck, cutting the arteries which furnish the blood to the brain results in extreme loss of blood and death in a very short time. Thrusts in the abdominal area which can be combined with the slash as the knife is withdrawn have a great shocking effect upon the individual and usually incapacitate him to the point where another blow can be given with the weapon before he has a chance to recover. A deep wound in the abdominal area will cause death if unattended, but is much slower than a good thrust in the throat area. The heart is, of course, a vital spot for the thrust, but the protection of the ribs makes it more difficult to hit. In some cases, knife thrusts directed toward the heart have been stopped by the ribs and the point of the knife broken off by the bony structure without causing a vital wound. Usually, however, the blade will slide off the rib and go into the vital area. The heart thrust is, of course, immediately fatal.

It is possible to get an effective slash across the sides of the throat from the rear, but one of the most effective knife blows in the rear of the victim is that delivered in the kidney or small of the back area. Penetration here in the form of a deep thrust will cause great shock, internal hemorrhage, but not necessarily death. This back or kidney thrust is best used in the sentry attack. The vital areas are still the throat, heart, and abdominal sections, and all other knife thrusts and slashes should be preliminary to the vital killing stroke delivered to these areas. The slash can be effectively used to sever the tendons on

the inside of the wrist. This is most effective against a person who is trying to protect himself from the knife and has his arm outstretched to do so. This slash renders the hand useless. A slash across the large muscle of the biceps has the same effect. A slash on the inside of the thigh or arm will cut arteries, and will also incapacitate if delivered deep enough. The slashes of these areas, in addition to disabling your opponent, cut various veins and arteries and if left unattended, will cause death from loss of blood."

After learning the vulnerable spots, Applegate says to "take a real knife and practice manipulating it facing a dummy. This dummy can be of an old pair of coveralls filled with straw or any other suitable replica of a man's body which has arms and legs. Practice slowly at first executing thrusts and slashes always from the crouch; speed up the tempo as practice goes along and verbally give him spots to hit as he practices. About six hours of such practice will give the student an extreme amount of confidence in his weapon and a skill in its use which will place him well above the average knife wielder.

To cover the various places in which the knife is carried, let us say first that it should be carried in a place where the bearer can with the least possible effort and with the most speed draw it from its sheath. This place where he carries the weapon may vary greatly due to racial and local custom and the type of garment which the knife carrier wears.

Knives have been carried successfully in the following places: in a sheath at the side, down the back of the neck, up the sleeve, stuck in the top of a boot or legging, with the sheath sewn inside the front pocket, under the lapel of a suit coat, in the crown of a hat, between the belt and the trousers, strapped

to the inside of the thigh beneath the trouser leg, in a sheath sewn diagonally across the chest, on a vest, and in any other place combining both concealment and the element of surprise to the advantage of the user. As in the carrying of small arms, there is no one best place to carry the knife. Each individual has his own ideas, but once a place has been decided upon, let the knife user carry it there constantly and practice its draw from that location, so that he will be able to use it with the greatest speed and with as much instinctive movement as possible.

With these instructions to go by and six or more hours of hard practice in the execution of these instructions, I feel certain that you men will be able to handle any Jap or German who may get in your way. The importance of practice cannot be over-emphasized.

One parting bit of advice on the care of your knife:

- 1—Keep your knife in its sheath at all times, and never carry it in your belt unsheathed.
- 2—Don't, under any circumstances, throw your knife. Let the vaudeville man do this, as it's not practical in warfare. Once you have thrown your knife you are unarmed, and then what? Throwing a knife will damage the blade and might even break it.
- 3—Keep the blade sharp at all times by drawing it edge first over an oil stone. Keep the stone moistened with thin oil or saliva.
- 4—Treat your knife as you do your rifle—keep it clean and polished at all times. You never know when it may save your life.

In conclusion let me quote Sergeant Rountree of the United States Marines in a "Boot Training" lecture—"Let the other guy die for his country. You live for yours."

Reprint in part of a full page article that appeared in The New Haven, Conn. Sunday Register, Sunday, April 9, 1944.

John Ek of Hamden Manufactures Stout Blades For Men In Service— Has Developed Floating Model

Not so very far from the peaceful shores of Lake Whitney, 69 serious men are fashioning deadly weapons in the blade arsenal of John Ek.

A legend of fame and invincibility has grown up about the "John Ek Commando Knife." No ordinary weapon — this, for it embodies the skill of an expert craftsman. Men in the service who have felt the hot blood of battle have come to regard him as a knife-making Stradivarius.

Here is the modern counterpart of the ancient swordmaker — building the coveted weapon for a crusading knight.

Recipient of nearly 1,000 communications from military men in varied and remote corners of the globe, his pulse is quickened to the keen urgency of his task.

Now at the age of 28, he heads a compact, modern, growing industry sensitive to the demand of the times. From a weekly output of 40 knives per week when he first started designing them in the fall of 1941, his production has cascaded into a stream of nearly 1,000 knives each week. Post-marked envelopes addressed to him from service men all over the United States and from the South Pacific are displayed at his Whitneyville shop. They contain special, urgent orders for particular knives or relate the experience of some American soldier who used one of these weapons to administer the coup de grace to some less competent enemy opponent in a struggle of kill or be killed.

CLARK GABLE'S COMMANDO KNIFE

Capt. Clark Gable is one of the registered

purchasers of one of these carefully constructed commando knives. And because John Ek felt that the Commander-in-Chief of the Army and Navy ought to have one, a shining, brilliant instrument was delivered to the desk of the President of the United States.

In 1936, Mr. Ek received a harsh blow when he was seriously injured in an automobile accident. Severe bodily injuries laid him low for a year and a half.

One day, a boy, just entering the military service, wrote him requesting that he make a knife for him in his machine shop. John Ek reflected. He had come to understand the importance of a good knife in his association with Boy Scouts. As a former scout himself and later scoutmaster — a good hunting knife was the sine qua non of the vigorous, confident, outdoor life. Experience suggested that a person equipped with a hunting knife could live if nothing else were available.

So John Ek fastened his attention in October of 1941 to the designing of powerful, superbly-constructed knives. Demands for these instruments gradually accumulated, coming from officers who were not issued these instruments as part of their regular equipment.

REGISTERED BLADES

The John Ek commando knife is described as built both for utility and combat purpose. He says it is the only registered knife made in America. Each one has a serial number stamped on it just like a gun. This careful registration and record has been introduced so that these instruments will not get into the wrong hands. Sold only to members of the armed forces or persons purchasing for them, sales are made by the submission of signed certificates only.

The knives are all completely handmade. Permission to construct these instruments has been

granted by the United States Government. These commando-type knives are made under government specifications. Last-minute phone calls from soldiers from all over the country and as far away as California come into the shop.

Developing the knife as an instrument of precision designed for a specific purpose to the point of perfection is axiomatic in the Ek workshop. The wood handles are made of selected Rock Maple. The handle is fastened to the blade through the use of a non-rusting metal rivet in a fusing operation. The blade must be treated and prepared to resist breakage to an extremely high degree. Sheaths made for these knives are so styled and treated as to facilitate instantaneous split-second withdrawal.

In all the knives, the steel blade runs through the handle affording very strong construction. Blades average about seven inches in length.

FLOATING KNIFE

His sensational "floating knife" is the first of its kind to be made in the world. Immersed in water, it remains vertically afloat because of a special material infused in the handle. The steel-tempered blade which runs through to the end of the Bolo handle, has a 12½ inch overall length. The actual cutting blade is 7 inches long.

An interesting side-light connected with the Ek workshop is the type of personnel employed. The owner has pursued an interesting and unusual inclination of employing handicapped people. Not only does he wish to give them an opportunity to be of service to their country, but he feels they are more apt to be conscientious workers. Among his staff is a blind inspector who is constantly alert to possible imperfections in the blade. Another of his employees is a former flier in the South Paific who had both legs broken after 18 months of heroic service to his country.

Mr. Ek is sensitive to the sentiments of appreciation expressed by the men who receive his knives. He smiles happily as he reads the message of one boy: "It is the finest Christmas present I ever had."

One private, a boy from Guilford, wrote ordering a special knife and made an elaborate diagram illustrating his requirements. A lengthy letter accompanied the request and in it the soldier wrote: "I am very happy you are helping servicemen to get what they need. Keep it up — we need them badly."

Another one of John Ek's knives has returned to its maker — its mission accomplished. It is a knife that went to a boy in the South Pacific and now it is back on display in Ek's workshop. The knife is said to have killed three Japs. An American boy used it while saving an aviator from a burning plane who was just about to be attacked by the three Japanese.

Among his hobbies are the collecting of knives, swords and literature concerning them. He has read extensively on the subject and has contacted commandos from England while visiting New York. Discussing their experiences with them, he has learned much concerning their methods of combat and the use of commando knives and he has incorporated this knowledge and experience in the manufacture of his instruments and in the instructions he has disseminated for their use. Many of the student officers here at Yale University have been coming to him for such instruction. Methods of combat fighting including the proper location of the knife on the body of the wearer, the appropriate stance of the fighter, and the technique and maneuver of close-in fighting and the anatomical considerations involved in disabling and annihilating one's opponent have all been the subject of his study and teaching.



Style 1


COMMANDO COMBAT FIGHTING KNIFE

A precision instrument entirely handmade, made of the finest American special alloy steel, single edge blade with a double edge point. Blade is 7 inches long, 1 inch wide, 12 inches overall.

The deep finger grip depressions on the walnut handles assures you of a quick firm grip. The handles are bonded to each blade by our special rust-proof, hot-poured and hand hammered process. The exposed butt-end is used for an up-stroke. It is also handy for utility work. Note: There is no guard to interfere with silent withdrawal, especially if concealed or worn under clothing.

This is the only authentic combat knife made in America, (refer to back of inside cover for guarantee). Complete with: Handmade self-honing genuine leather sheath, laced with leather, sharpening stone and flint paper to sand down handles, if you desire a personal hand grip.

President Franklin D. Roosevelt had this model on his desk in World War II.



Style 2


RANGER COMBAT FIGHTING KNIFE

“Special Forces” and “Green Beret”

A precision instrument entirely handmade, made of the finest American special alloy steel, double edged blade. The blade is 7” long, 1” wide, 12” overall.

The deep finger grip depressions on the walnut handles assures you of a quick firm grip. The handles are bonded to each blade by our special rust-proof, hot-poured and hand hammered process. The exposed butt-end is used for an up-stroke. It is also handy for opening field ration cans or utility work. Note: There is no guard to interfere with silent withdrawal, especially if concealed or worn under clothing.

This is the only authentic combat knife made in America, (refer to back of inside cover for guarantee). Complete with: Handmade self-honing genuine leather sheath, laced with leather, shoulder rig, sharpening stone and flint paper to sand down handles, if you desire, a personal hand grip.



Style 3

JUNGLE FIGHTING KNIFE WITH HILT

A precision instrument entirely handmade, made of the finest American special alloy steel, single edge blade with double edge point. The blade is 7" long, 1" wide, 12" overall.

The deep finger grip depressions on the walnut handles, assures you of a quick firm grip. The handles are bonded to the blade by our special rust-proof, hot-poured and hand hammered process. The exposed butt-end is used for an up-stroke. It is also handy for opening ration cans or as a field tool.


This is the only authentic combat fighting knife made in America, (Refer to back of inside cover for guarantee). Complete with: Handmade self-honing genuine leather sheath, laced with leather, including leather leg strap on sheath, sharpening stone and flint paper to sand down handles, if you desire a personal hand grip.



Style 4

JUNGLE FIGHTING KNIFE

With hilt and double edged. Other specifications same as above. The knife the fighting Marines like.



Style 5


ARMY

OCCUPATIONAL FIGHTING KNIFE

Used by Marine Officers During World War II

A precision instrument entirely handmade, made of the finest American special alloy steel, single edge blade with a double edge point. The blade is 7" long, 1" wide, 12" overall.

The deep finger grip depressions on the walnut handle assures you of a quick firm grip. The handles are bonded to the blade by a special rust-proof, hot poured and hand hammered process. The exposed butt end is used for an up-stroke. It is also handy for opening field ration cans or utility work. Note: There is no guard to interfere with silent withdrawal, especially if concealed or worn under clothing. Complete with: Handmade self-honing genuine leather sheath, laced with leather, sharpening stone and flint paper to sand down handles if you desire a personal hand grip.



Style 6

PATTON OCCUPATIONAL FIGHTING KNIFE WITH HILT

General George S. Patton, Jr. owned one.

A precision instrument entirely handmade, made of the finest American special alloy steel, single edge blade with a double edge point. The blade is 7" long, 1" wide, 12" overall.

The deep finger grip depressions on the walnut handle assures you of a quick firm grip. The handles are bonded to the blade by a special rust-proof, hot-poured and hand hammered process. The exposed butt-end is used for an up-stroke. It is also handy for opening field ration cans or utility work.

This is the only authentic fighting knife made in America, (refer to back of inside cover for guarantee). Complete with: Handmade self-honing genuine leather sheath, including leather leg strap on sheath, sharpening stone and flint paper to sand down handles if you desire a personal hand grip.



Style 7

SURVIVAL "CHOPPER" KNIFE

First of its Kind

A precision instrument entirely handmade of the finest American special alloy steel.


The blade is 5" long, 1¼" wide and 9" overall with saw teeth on top edge of blade.

The walnut handle is bonded to the blade by our special rust-proof, hot-poured and hand hammered rivet process.

This Survival Knife was developed for use under the most adverse conditions. It is an ideal knife for Helicopter Pilots and Personnel and has been successfully used for escape purposes from downed air-craft, and used to cut through fuselage or as a pry tool in opening damaged hatches, cutting cables, belts, ropes, etc. It is a Survival-Rescue Knife designed to save lives and keep men alive.

Handmade self-honing genuine leather sheath, flint paper, sharpening stone, thong and leg strap are included.

Also known as the Outer Space Knife.



Style 8

SURVIVAL SKIN DIVER KNIFE

First of its Kind

A precision instrument entirely handmade of the finest American special alloy steel.

The blade is 7" long and 12" overall with saw teeth on the top edge of blade. The walnut handles is bonded to the blade by our special rust-proof, hot-poured and hand hammered rivet process.

This knife was developed for use under the most adverse conditions. It is ideal for all under water operations. Nothing like it made.

Sheath is made of heavy rubber, brass riveted, straps to fit around your leg, where knife should be carried.

It is a Survival-Rescue Knife designed to save lives and keep men alive in the underwater depths. Sharpening stone and sheath included.



Style 9

"FLOATING KNIFE"


(Single edge blade with double edge point)

This sensational knife floats!

A precision instrument entirely handmade of the finest American special alloy steel. The blade is 7" long, 1" wide, 12" overall. The handle is 5" long and it is made of bolo. If dropped in the water the handle of this beautiful knife will float one and a half inches above surface, giving plenty of opportunity for recovery. Excellent for divers.

Handmade genuine leather sheath, sharpening stone and leg strap are included.

This Floating Knife is an exclusive "John Ek" development with all rights reserved and protected.



Style 10

PROFESSIONAL "THROWING KNIVES"

Well balanced, hand finished after being drop forged, made of chrome moly steel. 1" wide, 9" overall with arrow head blade proven by American Indians.

Leather sheath case, sharpening stone, leg strap and throwing knife instructions are included.

These fine balanced throwing knives can split a one inch white pine board with proper practice.

The finest professional throwing knife made.




Style 11

UTILITY KNIFE

A precision instrument entirely handmade of the finest American special alloy steel. The blade is 4" long, 1 1/4" wide and 8" overall. The walnut handle is bonded to the blade by our special rust-proof, hot-poured and hand hammered process.

This knife was specially designed upon request from military combat zones, for a short blade knife suitable for utility work.

Handmade self-honing genuine leather sheath, flint paper, sharpening stone and thong are included.



WHA

WHD

Style WHD

WALLET HOLSTER FOR HIGH STANDARD AND OTHER DERRINGERS

100% handmade of genuine soft top grain leather laced. Double lined with aluminum between to hold shape. Black only.

Style WHA

WALLET HOLSTER FOR COLT, GALESI or other small 25 cal. Automatics

Specifications same as above.



Style 12

PEN KNIFE — "SECRET AGENT"

A ball point style, concealable knife. This "Secret Agent" pen knife speaks for itself. Handmade of aluminum body and fine high carbon steel blade. 1/4" wide blade, 3 1/2" long, 4 3/4" overall.

Note: For use outside the United States only.

Written by an Unknown Marine . . .

Through a valley of blood and guts I crawled, fifty yards of HELL! A silent moment, a pause — my heart pounding my chest to pieces, my lungs screaming for breath . . . The flash of my knife, the sickening scrunch of live steel in dying flesh and bone, a slashed jugular — BLOOD, BLOOD, BLOOD and death, glorious death . . . to the enemy.

John Ek are sold only by authorized dealers. Write for nearest dealer or order direct on Order Form on Page 25. Will be sent from nearest dealer.

Our token of appreciation to the servicemen.
(Reprint of letter to us.)


Dear Donor:

Thank you for your order.

The CAMEL Cigarettes you generously donated are now on their way for free distribution to the United States servicemen in Viet Nam. Those who receive these fine cigarettes will surely appreciate your thoughtfulness.

To each package, we have attached the special label shown here. Also, an acknowledgment card, addressed to you, has been included in each carton.

R. J. Reynolds Tobacco Company
Winston-Salem, North Carolina



Tear Out Here — Please Print Plainly

Fill in both sides of this order blank and mail with remittance to authorized dealer

Style	Quantity	Page	Description	Price Each	Total
Enclose Check or Money Order for this Total Amount					

Name and Rank
Please Print Plainly

Serial No.

City APO No.

c/o Postmaster State

SHEATHS & KNIVES

Our sheaths are handmade with the same care in materials and workmanship which goes into our handmade knives. They are made of the finest American top grain leather, hand laced with leather lacing (leather is treated for the tropics). The sheaths are so constructed that the blade edge comes out clean and sharp (this method was used on Japanese Swords during World War II). The sheath has metal in the front and back, and is covered with leather. This is to protect the wearer from the point of the knife (it retards the point from cutting through the sheath).

All John Ek Combat Knives have a hole at the end of the handle for a leather thong, to prevent a loss of the knife in combat. Leg strap is also included. The shoulder rig is made of leather and webbing with a buckle for adjusting to fit wearer. Rig fits in belt loop on sheath, snaps connect to a side worn sheath, making it a shoulder rig for under or over clothing.

Suitable for right or left hand. Fits all our sheaths.

The John Ek Knives were designed by John and Robert Ek, incorporating ideas obtained from servicemen. Every knife is a specialized weapon designed to meet the rigid needs of the American Fighting Man. They are the most rugged knives made. They may save your life.

Whether you are a Buck Private, Officer, Commando, Ranger or in CIA . . . remember your knife is your silent partner, treat it well and it will serve you well.

Renowned throughout the world!

Tear Out Here

CERTIFICATE OF REGISTRY

The undersigned certifies that this order for "John Ek" Commando Knives will be used by a man or men in the United States Armed Forces.

Name

Address

City and State

No.

No.

Please DO NOT write in this space

CIVILIAN PURCHASE

SERVICEMAN PURCHASE

Please Check One

USE AND CARE OF YOUR JOHN EK KNIFE

If you are now the proud owner of a John Ek Knife, proven by three wars to be the finest hand-made knife in the world, a little reasonable care will be helpful in maintaining your knife's beauty and usefulness.

John Ek Knife Blades are made of the finest American Nickel Chrome Molybdenum High Carbon Surgical Steel, which is rust and corrosion resistant.

Keep your blade clean, never submerge your knife in hot water. Clean with a damp cloth and dry thoroughly.

The blade is sharp but not honed — to hone, use the stone furnished with your knife. Place blade (crosswise flat) on the stone and then raise back of blade from $\frac{1}{8}$ to $\frac{1}{4}$ inch and work blade in small circles starting from heel and overlapping circles until desired point is reached. Turn and repeat on opposite side. Be sure accent is into the edge. Continue until desired edges are obtained.

The John Ek Knife is the world's finest . . . We make the finest Authentic Combat Knives in the World!

We use the best materials and take time and care in the manufacturing of our knives.

"Our Knives and Sheaths are 100% Hand-crafted."

LIFETIME GUARANTEE

John Ek Knives are fully guaranteed during the lifetime of the original owner.

Every knife is stamped with a serial number and registered in your name on file with us.

(Send \$2.00 handling charge with knife for repair or replacement.)

CERTIFICATION

We started making fighting knives in 1941, in Hamden, Connecticut during World War II, the Israeli Conflict, the Korean War and now even a better fighting knife and sheath for our servicemen in Viet Nam.

Every John Ek Knife is 100% handmade of the finest American nickel chrome molybdenum high carbon surgical steel — hand shaped, hand ground, hand polished. Each blade is keen and perfectly balanced for all uses . . . heat treated to perfection.

The handles are the finest grade walnut, hardrock maple, rosewood or other exotic woods.

The small punch and line marks are our proof marks of tests made during our heat treating to insure a perfect knife.

We are proud of the reputation that our knives have gained in the past twenty-five years. In order to maintain this reputation, our knives have a quality that only comes from a patent that is done by handcrafting.

The materials used are of the best grade and the workmanship is only the finest available. Also the knives will hold an edge better than any knife on the market today.

John and Robert Ek